

F-1001/2000MLH

MODULAR FLAKER ICE MACHINE

LOW-SIDE SERIES

Item # _____

Project: _____

Qty: _____

*AutoCad available on KCL

F-1001/2000MLH

4/08

Item # 13129

FLAKER DIMENSIONS

W x D x H

F-1001MLH

22 x 27^{3/8} x 25^{15/16}"

F-2000MLH

30 x 27^{3/8} x 34^{7/16}"

* Requires a rack system for installation



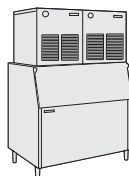
F-1001/B-300




F-1001/B-500



B-700



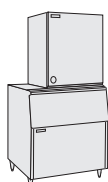
B-800



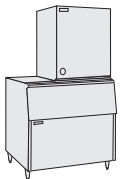
B-900



F-2000/B-500



F-2000/B-700



F-2000/B-800



F-2000/B-900

Also available on Large Bins:

B-1150SS
B-1300SS
B-1500SS
B-1650SS



F-1001MLH*

Air-Cooled
Shown on an optional
B-700



F-2000MLH*

Air-Cooled
Shown on an optional
B-900

* Requires a rack system for installation


F-1001MLH

- Up to 1150 lbs. of ice production per 24 hours

F-2000MLH

- Up to 2280 lbs. of ice production per 24 hours

F-1001MLH & F-2000MLH

- Durable stainless steel exterior
- CleanCycle I2® Design 
- 15 minute flush cycle every 12 hours
- Removes sediment
- Cleaner ice
- Longer life and easy maintenance
- R-404A Refrigerant



Warranty

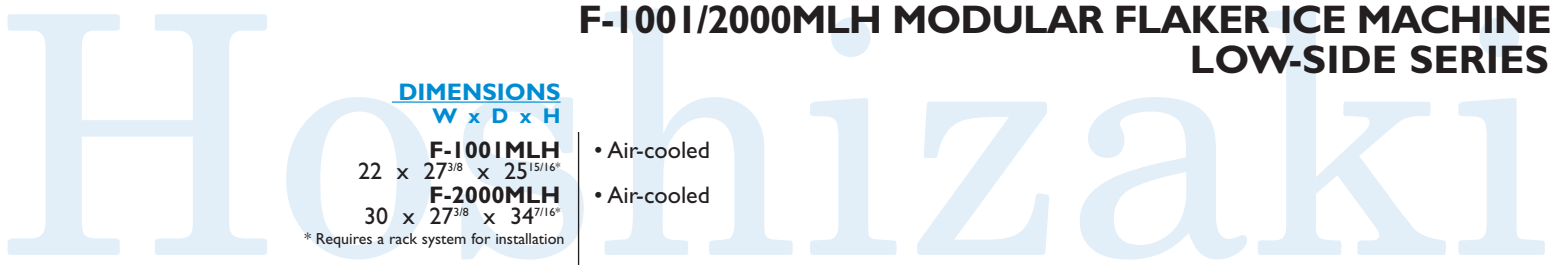
Valid in United States, Canada, Puerto Rico, & U.S. Territories. Contact factory for warranty in other countries.

Two Year - Parts & Labor on entire machine.

Five Year - Parts & Labor on compressor, air-cooled condenser.



F-100I/2000MLH MODULAR FLAKER ICE MACHINE LOW-SIDE SERIES



DIMENSIONS W x D x H

F-100IMLH
22" x 27^{3/8}" x 25^{15/16}"

F-2000MLH
30" x 27^{3/8}" x 34^{7/16}"

- Air-cooled
- Air-cooled

* Requires a rack system for installation

AIR-COOLED - F-100IMLH

Water Temp ° F.	50°	70°	90°
Air Temp ° F. 70°	1150	1035	1005
80°	980	950	925
90°	900	885	850

AIR-COOLED - F-2000MLH

Water Temp ° F.	50°	70°	90°
Air Temp ° F. 70°	2280	1955	1915
80°	2010	1835	1795
90°	1900	1730	1685

UTILITY CONSUMPTION

Model Number	KWH per 100 LBS. 90/70	Potable Water Gal. per 100 lbs.
F-100IMLH	1.8	12.0
F-2000MLH	.6	12.0

SPECIFICATIONS

Model Number	Amperage	Min. Circuit Ampacity	Shipping Weight
F-100IMLH	3.0	15	150 lbs.
F-2000MLH	6.1	15	250 lbs.

STORAGE BINS

Model Number	Application Capacity	ARI-Rated Capacity
B-300	300 lbs.	260 lbs.
B-500	500 lbs.	360 lbs.
B-700	700 lbs.	550 lbs.
B-800	800 lbs.	600 lbs.
B-900	900 lbs.	660 lbs.
B-1150	1150 lbs.	N/A
B-1300	1275 lbs.	N/A
B-1500	1490 lbs.	N/A
B-1650	1605 lbs.	N/A

ELECTRICAL & PLUMBING/F-100I/2000MLH

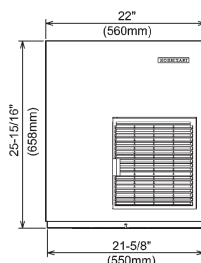
- 115V/60/1
- 1/2" OD copper or equivalent independent water supply
- 3/4" FPT independent drain connection

OPERATING LIMITS


- Ambient Temp Range 45 - 100°F
- Water Temp Range 45 - 90°F
- Water Pressure 10 - 113psig
- Voltage Range 104 - 127V

SERVICE

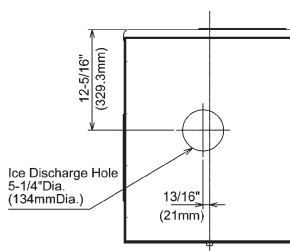
- Panels easily removed and all components accessible for service.
- Removable/cleanable air filter.



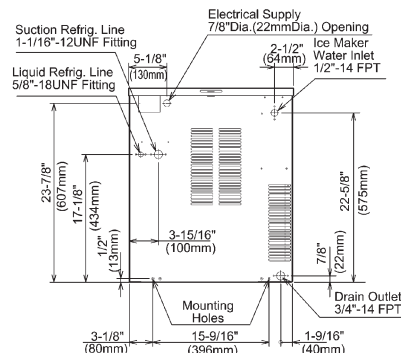
F-100I / FRONT VIEW



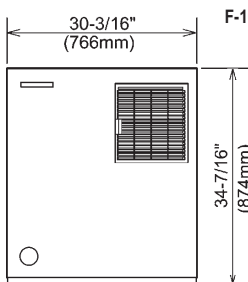
F-100I / SIDE VIEW




F-100I / ICE DROP ZONE



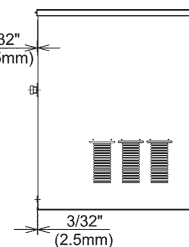
F-100I / BACK VIEW



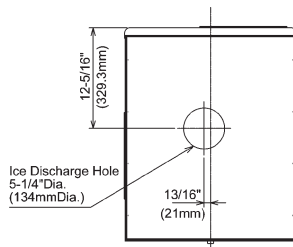
F-2000 / FRONT VIEW



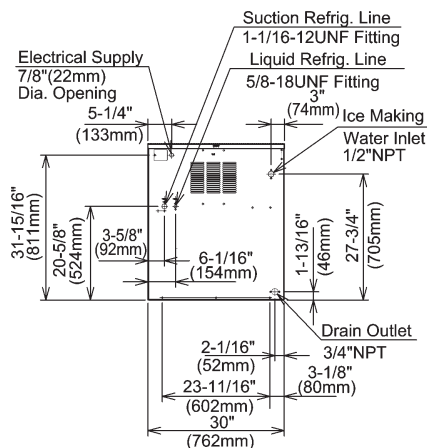
F-2000 / SIDE VIEW



F-2000 / RIGHT SIDE VIEW



F-2000 / ICE DROP ZONE



F-2000 / BACK VIEW



© HOSHIZAKI AMERICA, INC.

618 Hwy. 74 S., Peachtree City, GA 30269

TEL 1-800-438-6087

FAX 1-800-345-1325

www.hoshizaki.com

Printed in U.S.A.

