

KMS-1400MLH

SERENITY SERIES

CUBER ICE MACHINE

Item # _____

Project: _____

Qty: _____

KMS-1400MLH

4/08

Item # 13215

CUBER DIMENSIONS
W x D x H

KMS-1400MLH
30 x 24 x 28

CONDENSING UNIT DIMENSIONS
W x D x H



Installation Dimension*
SRK-14H
52^{3/8} x 19^{1/2} x 43
*Dimensions include legs

Actual Dimension
SRK-14H
50 x 17 x 28



KMS-1400MLH

Remote Air-Cooled
Shown on an optional
Lancer 30" Dispenser

- Approximately 1284 lbs. of ice production per 24 hours
- Less heat in the kitchen
- Minimized noise
- Durable stainless steel exterior
- Individual crescent cube ice
- Protected by *HoshiGuard* Antimicrobial Agent **HOSHIGUARD**
- CycleSaver® Design 
- EverCheck® alert system 
- Stainless steel evaporator
- Removable water tank - cleaning access to dispenser
- R-404A Refrigerant
- Complies with California Energy Commission guidelines (CEC)



Warranty

Valid in United States, Canada, Puerto Rico, & U.S. Territories. Contact factory for warranty in other countries.

Three Year - Parts & Labor on entire machine.

Five Year - Parts & Labor on: Evaporator.

Five Year - Parts on: Compressor, air-cooled condenser coil.



KMS-I400MLH CUBER ICE MACHINE SERENITY SERIES

DIMENSIONS
W x D x H
KMS-I400MLH
30 x 24 x 28

Installation Dimension*
SRK-14H
52^{3/8} x 19^{1/2} x 43
*Dimensions include legs
Actual Dimension
SRK-14H
50 x 17 x 28

REMOTE AIR - COOLED

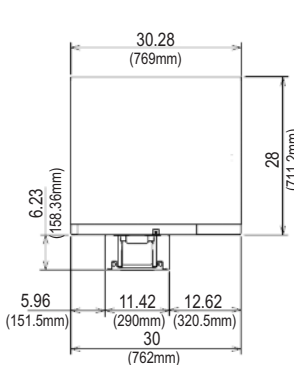
Water Temp° F.	50°	70°	90°
Air Temp° F.			
70°	1284	1242	1164
80°	1252	1188	1097
90°	1242	1142	1054

UTILITY CONSUMPTION

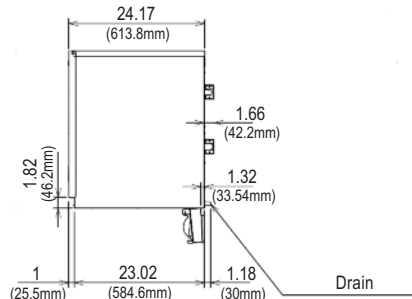
Model Number	Ice Production Per Cycle Lbs. Cubes	KWH per 100 LBS. 90/70	Potable Water Gal. per 100 lbs.	Condenser Water Gal. per 100 lbs.
KMS-1400MLH with SRK-14H	24 1248	5.3	23.6	N/A

SPECIFICATIONS

Model Number	Condenser	Amperage	Min. Circuit Ampacity	Shipping Weight
KMS-1400MLH	Remote Air-Cooled	15	20	177 lbs.
SRK-14H	Air-Cooled			273 lbs.

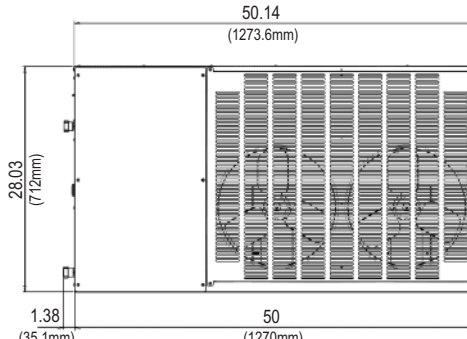


FRONT VIEW

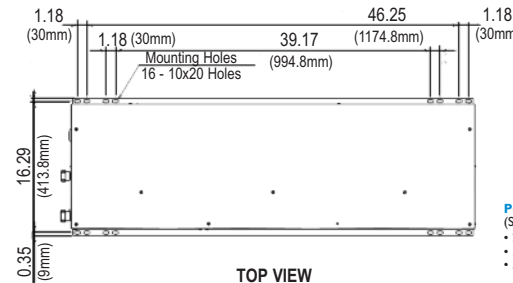


SIDE VIEW

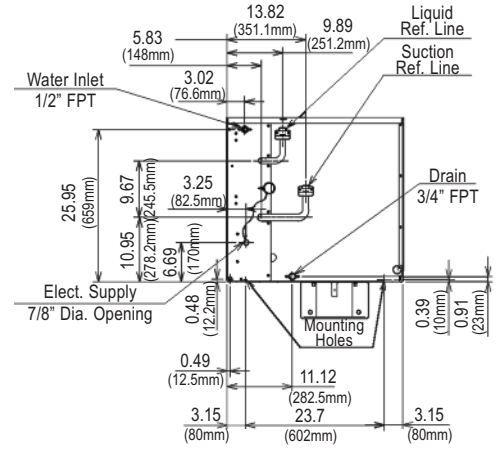
SRK-14H Remote Condensing Unit (Sold Separately)
For Use with KMS-1400MLH



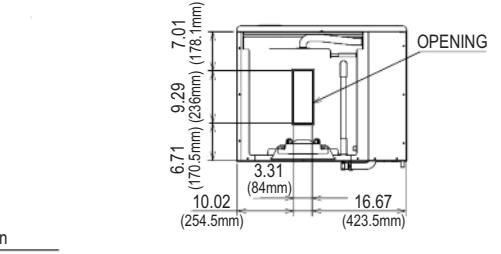
FRONT VIEW



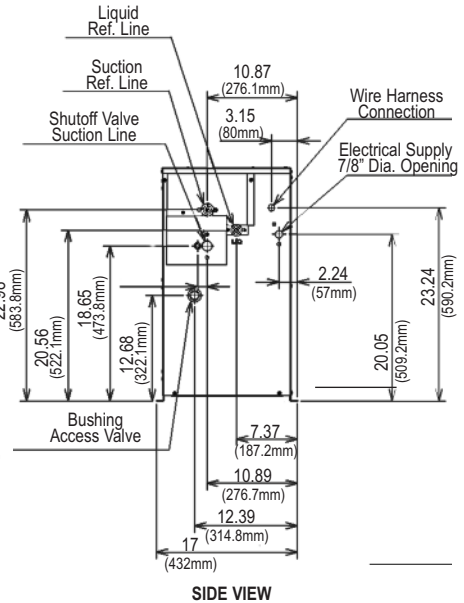
TOP VIEW



BACK VIEW



BOTTOM VIEW



SIDE VIEW

Pre-Charged Tubing Kits
(Sold Separately)
• 20' R404-20810
• 35' R404-35810
• 55' R404-55810



Voltage supply for the KMS Ice Maker is supplied from the SRK Remote Condenser.

ELECTRICAL & PLUMBING/KMS-I400MLH

- 115V/60/1 - Voltage supply for the KMS Ice Maker is supplied from the SRK Remote Condenser
- 1/2" FPT copper or equivalent independent potable water supply
- 3/4" FPT independent drain connection

CONDENSER UNIT/SRK-14H

- 208-230/60/1 (3 wire with neutral for 115V)
- 20 amp Max Fuse/HACR Breaker Size

OPERATING LIMITS

- Ambient Temp Range 45 - 100°F
- Water Temp Range 45 - 90°F
- Water Pressure 10 - 113psig
- Voltage Range 104 - 127V

CONDENSING UNIT

- Voltage Range 187 - 253V
- Ambient Temp Range -20 - 122°F

SERVICE

- Panels easily removed and all components accessible for service.



© HOSHIZAKI AMERICA, INC.

618 Hwy. 74 S., Peachtree City, GA 30269

TEL 1-800-438-6087

FAX 1-800-345-1325

www.hoshizaki.com

Printed in U.S.A.

